



Draw an alien



Draw a house



Rules

DEFINITION: Rules are instructions for a place or situation, such as school, home or sports teams.

Rules are based on ideas about what is right and what is wrong. They can be made by people who have authority, such as teachers, parents and coaches. Sometimes they are made with the input of the whole group.
















Rules in your community

Choose a place or a game where you must follow rules. Choose 3 rules and fill out the table below.

RULE	WHO MAKES THIS RULE?	WHY DOES THIS RULE EXIST?	WHAT WOULD HAPPEN IF THIS RULE DIDN'T EXIST?
1. _____ _____ _____	_____ _____ _____	_____ _____ _____	_____ _____ _____
2. _____ _____ _____	_____ _____ _____	_____ _____ _____	_____ _____ _____
3. _____ _____ _____	_____ _____ _____	_____ _____ _____	_____ _____ _____

Reflecting on rules

Circle the emoticon that best reflects how you feel about each statement.

STATEMENT	FEELING (SCALE)	WHY?
1. Only adults can make and change rules.	  	
2. Rules are designed to keep us safe.	  	
3. Most places have rules.	  	
4. There should be different rules for different people or situations.	  	
5. Good citizens break the rules.	  	

Community research task

Who are you researching?

Where are they from?

What award did they win?

What did they do?

Why did they participate in their community?

Other interesting facts.



A group of students from your class are playing a game on the oval during lunch time. Another student asks to join-in and the group say no and tells them to go away. Right after the group tell this student no, they let a few other students join-in.

Every day after school, you take your dog to the local park. You've noticed that people have not been cleaning up after their dogs and there is a lot of dog poo in the park.

You have been in line at the canteen for 10 minutes when someone pushes in front of you taking the last plate of hot chips.


A new person has started at your school and you notice them wandering around. They seem lost.

Every Saturday you play sport at your local oval. Recently it has been getting very warm and there is not much shelter and shade.

Community brainstorm

What groups do I belong to?

Fill in the shapes with the community groups you belong to. You might like to write in some and draw in others!



Contributing to my community

Part A

From your research and discussions with other students, list 3 reasons why people get involved in their communities:

1. _____

2. _____

3. _____

Part B

List 3 things you can do to help to improve your school community:

WHAT CAN I DO?	WHY IS IT IMPORTANT?

Community proposal

IDEA 1: _____	IDEA 2: _____	IDEA 3: _____
Identify an area in the school.	Identify an area in the school.	Identify an area in the school.
What is the issue?	What is the issue?	What is the issue?
What is your idea to help?	What is your idea to help?	What is your idea to help?
What materials and resources will you need?	What materials and resources will you need?	What materials and resources will you need?

If you had to choose 1 of these ideas, which one would you choose and why?

Draw a picture of your best idea on the back of this worksheet or in your workbook.

Introduction

- Who are you writing to?
- Why are you writing this letter?
- What do you hope to achieve?

In class, we are learning about what a community is, why people participate in them and how we can contribute to our communities. To me, community means ...

We read a book called _____ and it inspired us to ...

We are suggesting that we build a garden/artwork ...

Body

- Include 2-3 arguments with evidence. This is a good section to include any resources you will need and who will benefit from your proposal.

We have looked around the school and the grounds and we think that the _____ could do with improving because ...

This project would be good for the school community because ...

This project would be good for the _____ community because ...

To make this happen, we need ...

Conclusion

- Thank the person for reading your letter and encourage them to support your idea.

We hope you will consider this idea and we would love to meet with you to discuss it. Thank you for reading my letter.

- Sign your name.

Kind regards,



Your name

Classroom rules

1. Write up to 5 classroom rules.
2. Write down a reason for each rule on a separate sticky note.



1.	<hr/> <hr/> <hr/> <hr/> <hr/>
2.	<hr/> <hr/> <hr/> <hr/> <hr/>
3.	<hr/> <hr/> <hr/> <hr/> <hr/>
4.	<hr/> <hr/> <hr/> <hr/> <hr/>
5.	<hr/> <hr/> <hr/> <hr/> <hr/>

Playground rules

6. Write up to 5 playground rules.
1. Write down a reason for each rule on a separate sticky note



1. _____

2. _____


3. _____

4. _____

5. _____

Assembly/hall rules

6. Write up to 5 assembly/hall rules.
7. Write down a reason for each rule on a separate sticky note.



1. _____

2. _____

3. _____

4. _____

5. _____

Library rules

6. Write down up to 5 library rules.
7. Write down a reason for each rule on a separate sticky note.



1.	<hr/> <hr/> <hr/>
2.	<hr/> <hr/> <hr/>
3.	<hr/> <hr/> <hr/>
4.	<hr/> <hr/> <hr/>
5.	<hr/> <hr/> <hr/>

Canteen rules

6. Write down up to 5 canteen rules.
7. Write down a reason for each rule on a separate sticky note.



1. _____

1. _____

2. _____

3. _____

4. _____

